



2024 DIARY



Waipa State Mill Road | PO Box 1748, Rotorua, 3040 | Phone: 07 349 5800 | Fax: 07 349 5882

0800 REDSTAG (0800 733 7824)

www.redstagtimber.co.nz

Contacts



Upper North Island Account Manager

Kevin Bell

MOB:
027 540 5842
EMAIL:
kevin.bell@redstagtimber.co.nz

Central North Island Account Manager

Jolene Graham

MOB:
027 540 5873
EMAIL:
jolene.graham@redstagtimber.co.nz



Lower North Island Account Manager

Steve Daube

MOB:
027 540 5811
EMAIL:
steve.daube@redstagtimber.co.nz

South Island Sales Manager

Laurie Montie

MOB:
027 540 5822
EMAIL:
laurie.montie@redstagtimber.co.nz



Customer Service

Sophie Bell

PHONE:
07 349 5884
FAX:
07 349 5882
EMAIL:
sophie.bell@redstagtimber.co.nz

New Zealand Sales Manager

Mike Tocker

MOB:
027 808 6419
EMAIL:
mike.tocker@redstagtimber.co.nz



Customer Services Administrator

Sonia Te Whare

PHONE:
07 349 5884
FAX:
07 349 5882
EMAIL:
sonia.tewhare@redstagtimber.co.nz

Our Sales team is available
for further Technical training

0800 RED STAG

About Red Stag Timber

Red Stag Timber consists of a USNR Tandem-Quadsaw sawmill line, with associated timber processing operations for kiln drying, planing, treating and remanufacturing. Currently producing over 600,000m³ of Radiata Pine and Douglas-fir timber per annum. Red Stag Timber employs over 400 staff on site.

Red Stag Timber has a long-term commitment to further developing its product range and market base. Its particular focus is on structural timber products, but it also produces landscaping, industrial, appearance and furniture timber grades. These products are sold in New Zealand and exported to Australia, the Pacific Islands, Asia, Africa, Europe and North America.

To achieve this, Red Stag Timber is committed to continual upgrades of its production facilities.

Combined with a long term secure log contract, an enthusiastic stable workforce and a commitment to highest quality products and relationships, gives Red Stag Timber the edge for long term success in its chosen markets.

Recent investments of over \$250 million include:

- Acoustic grading of logs and timber (2004 and 2006)
- The latest technology dry-mill planing plant (2006)
- Three new high-speed drying kilns (2006, 2008 and 2016)
- A new sawmill trimmer and stacker (2008)
- The latest metriguard high-speed machine stress grader (2009)
- A new H1.2 timber treatment plant (2009)
- Upgrade pusher-lug sawmill bin-sorter (2010)
- Three new continuous drying kilns (2011, 2013 and 2017)
- High tech remanufacturing plant (2012)
- Planer Mill grade scanning trimmer (2013)
- Upgraded Chip System (2014)
- New high speed Saw Mill (2016)
- Upgraded sawmill acoustic grader (2017)
- New high speed Gilbert Planer (2018)
- Third boiler added (2018)
- Second turbine added (2018)
- Second Gilbert planer added (2021)
- Second sawmill trimmer, binsorter & stacker (2023)
- Second H1.2 treatment plant (2023)



Sawmill Process

LOG YARD

The Log Yard accepts deliveries 24 hours a day, seven days a week. It has four days of log stock.

DEBARKER

The Debarker removes the bark from the log. The Bark is used as bio-fuel for boilers to generate electricity and heat the kilns.

LOG SORTER

The Log Sorter, sorts logs into batches allowing maximum production.

SAW MILL

Uses twin quadsaw breakdowns to cut up to eight side boards then saws the cant on a new curve sawing gang for better quality framing. Cuts 10 logs per minute.

BIN SORTER

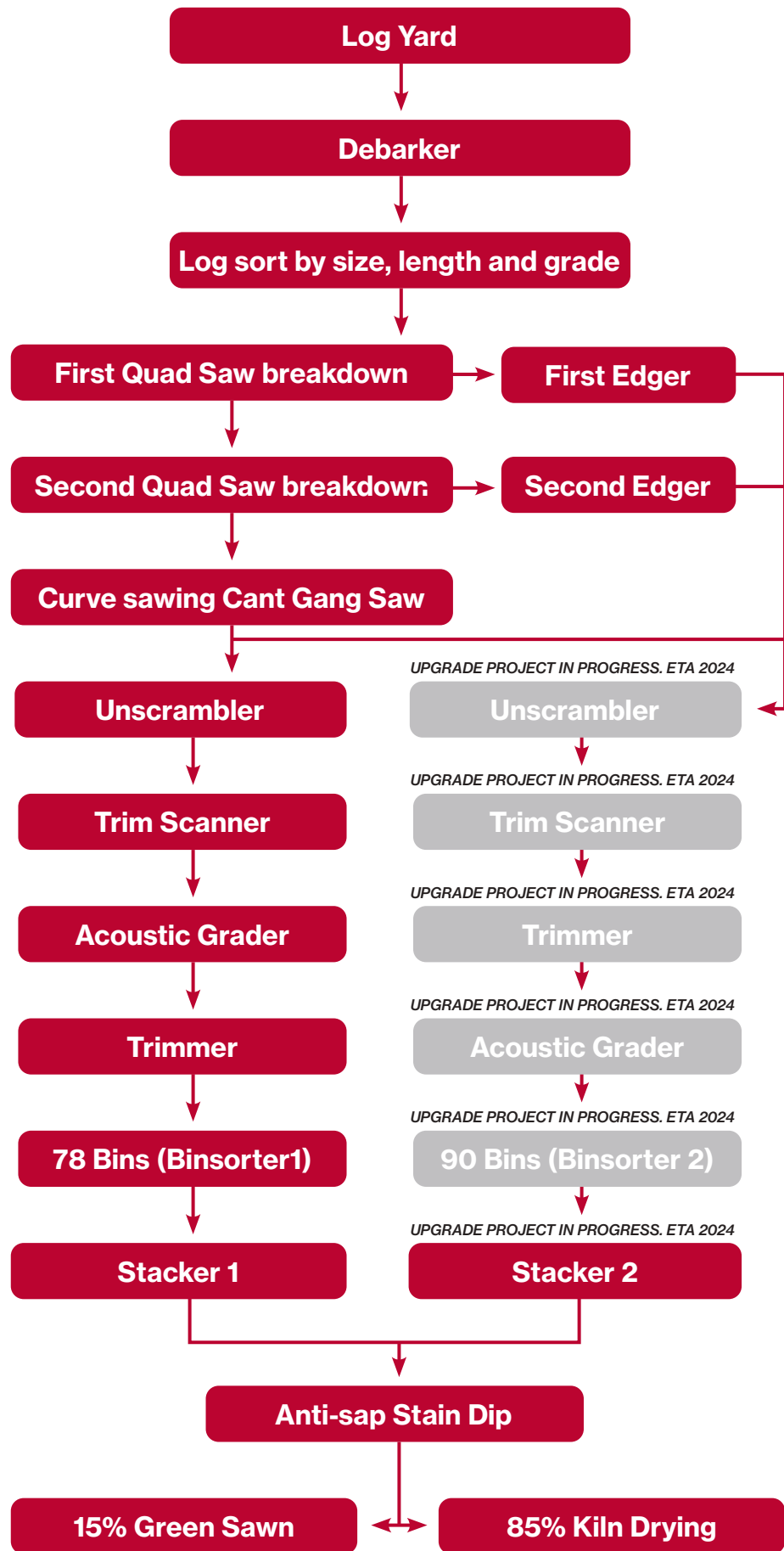
The Bin Sorter, sorts and trims the boards from both mills by size, grade, and length. Operates at 140 pieces per minute.

STACKER

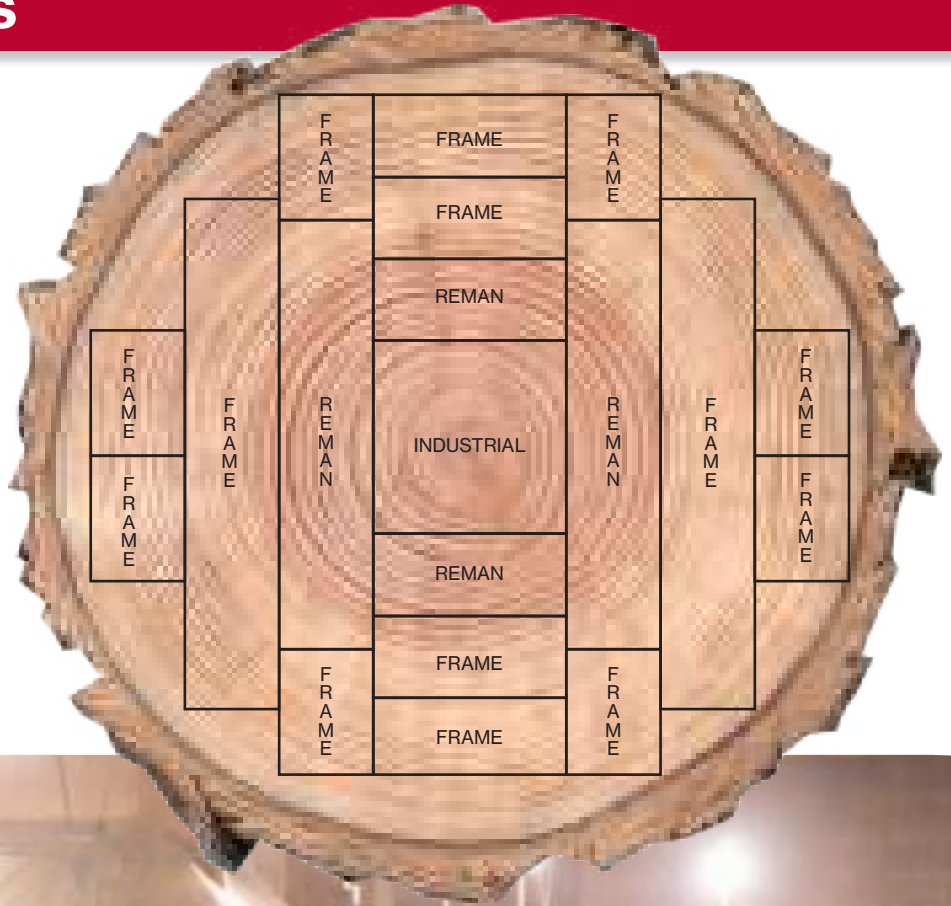
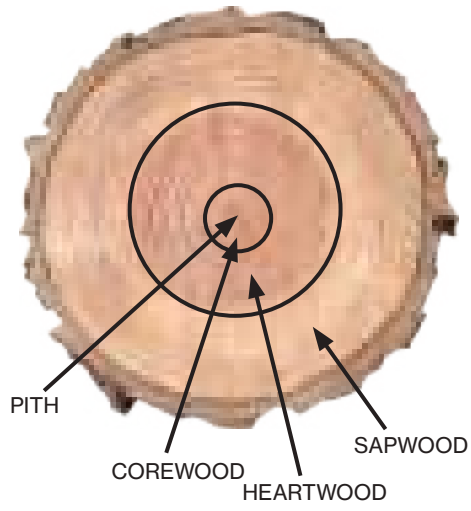
The Stacker, stacks and fillets the packets ready for kiln drying. Produces a packet every 90 seconds.

ANTI-SAP STAIN DIP

Anti-Sap Stain Dip provides protection from sap-stain. There are two anti-sap stain dips, one is domestic strength and provides 6 weeks protection. The other is export strength and provides 3 months protection.



Cutting Patterns



Kilns

MAHILD

High Temperature kilns. 150m³ chambers drying in the 90-120 celsius range. Quick turnaround for volume drying. 85,000m³ /pa /chamber.

WINDSOR

Accelerated conventional temperature (ACT) kilns. 100m³ chambers drying in the 60-120 celsius range. Used for appearance grades / wides and treated timber. 35,000m³/pa/chamber.

COUNTER FLOW KILN (CFK)

High Temperature Double Track kiln. 600m³ chamber – continuous drying. 120°C drying temperature. Set up to dry 50mm structural timber. 115,000m³ /pa/kiln.

RECONDITIONING

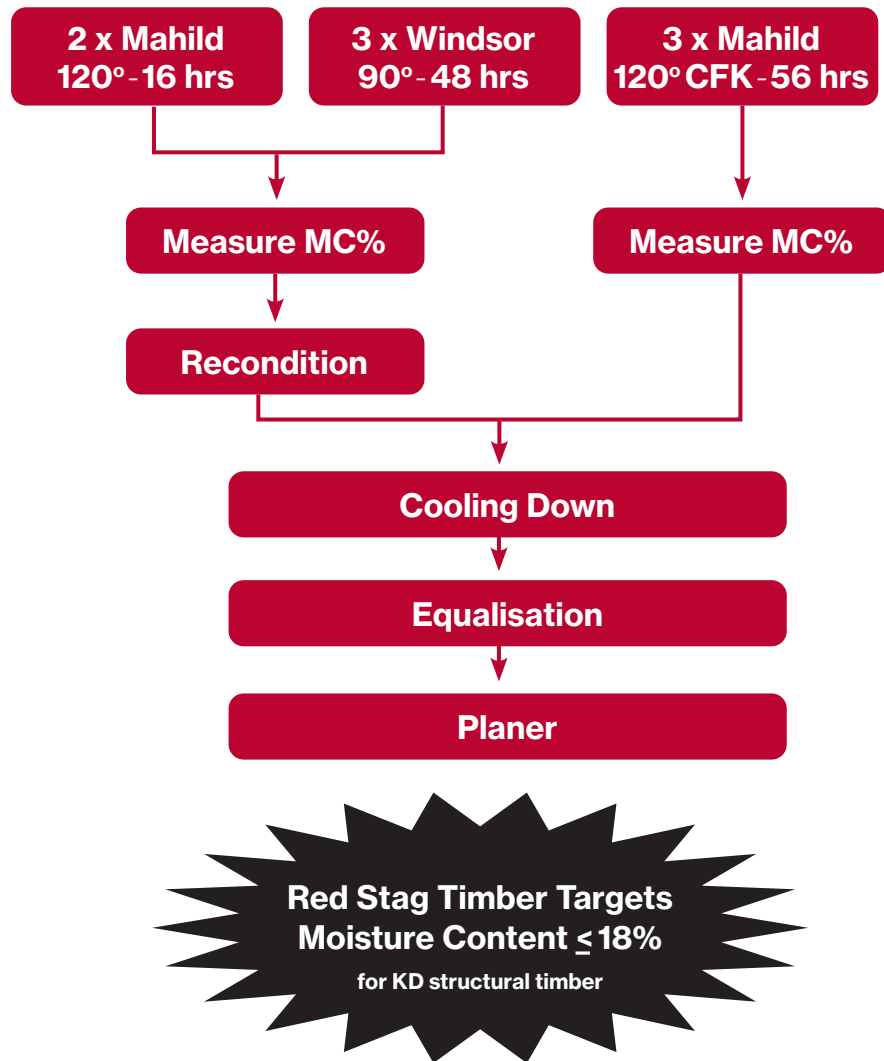
Four reconditioning chambers reconditioning at 95 celsius. Boils a water bath to generate steam. Equalises drier outer layers of timber to wetter core therefore relieving stress.

COOLING DOWN

Charge needs to cool down under weights for 3-4 hours after reconditioning to release residual stress.

EQUALISATION

Storage in dry shed for 2-3 days minimum prior to going to planer. Allows dry timber to equalise with surrounding atmosphere (EMC). Equilibrium Moisture Content is dependant on how moisture laden the surrounding air is, (i.e. higher in the winter, lower in the summer).



Keeping KD Timber Dry

Red Stag Dried Structural Timber is produced and leaves the production facility at a target moisture content between 12% and 18%. We recommend every effort be made to keep the product dry during storage and construction by keeping it covered and allowing free air circulation to dry any temporary surface wetness.

Where wetness is unavoidable, timber will dry back to EMC given the right conditions - low humidity, continuous air circulation, heat and shielding from the weather.





Red Stag



Superior Structural Timber



Planer Process

MOISTURE CONTENT

The Moisture Content of every board is checked in five places along its length. Boards with the MC between 10 – 20% are sent to the Planer. Boards that are too wet or over dry are dropped out.

ACOUSTIC GRADER

The E-Grader measures the average MoE (stiffness) of each board. Nonstructural boards are dropped out.

GILBERT PLANER

The Gilbert planer gauges boards to size, e.g. 90 x 45, and has capacity to operate at up to a maximum speed of 1200m/min

METRIGUARD

The Metriguard measures the average and low point stiffness (MOE) of each board and applies a colour mark(s) at the end of the piece, and low stiffness points along the length of each piece.

GRADE EXPERT SCANNER

The Metriguard does not grade knots, distortion, or wane, so each board needs to be Visually Graded by the new Comact Grade Scanner to ensure a minimum strength and appearance is maintained. This process determines the final grade of the board. Boards that originally dropped out also get Visually Graded to different products.

INK JET PRINTER

If the board is SG it is Ink Jet Printed at 1200mm intervals along the face. This stamp shows the grade of the board, the verifying body, the treatment hazard class, the way in which the timber has been graded and the producer.

BIN SORTER

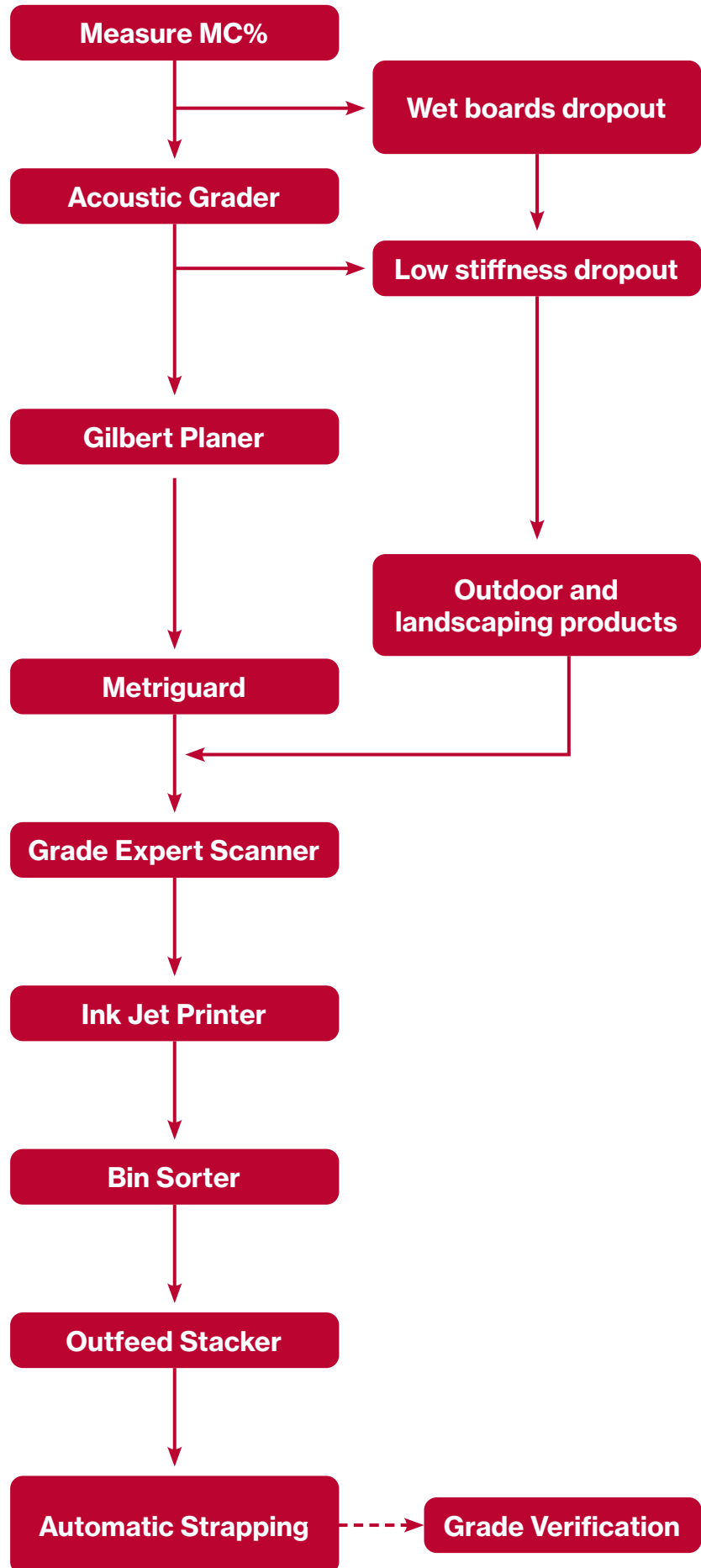
Each board is sorted into bins by grade and length.

OUTFEED STACKER

The Outfeed Stacker, stacks and automatically straps packets.

GRADE VERIFICATION

Sample boards of each run are automatically dropped out by the scanner into a separate bin. They are then tested for compliance against the Timber Verification Standard for strength and stiffness.



Planer Mill

Optical Grade Scanner



Gilbert Planer



Metriguard



Critical Truss & Frame Applications



Frame & Truss Applications



Bin Sorter



Non Critical Applications



Use as determined by NZS3604:2011

Preservation Process

LOW PRESSURE BORON

Specially designed treatment vessel that ensures consistent uptake of preservatives and minimal increase in moisture content. Dry after treatment.

HIGH PRESSURE CCA

Full cell treatment for demanding exterior environments, Both above ground and ground contact. Wet after treatment.

CCA NATURAL FIXATION

CCA is not dispatched from the plant until the chemical is fully fixed to the wood.

AZOLES H3.1

Low toxicity, highly effective treatment that protects against decay and insect attached when used in cavity battens.

BORON H1.2

Low toxicity, highly effective timber treatment that protects against decay and insect attack when in internal frames.

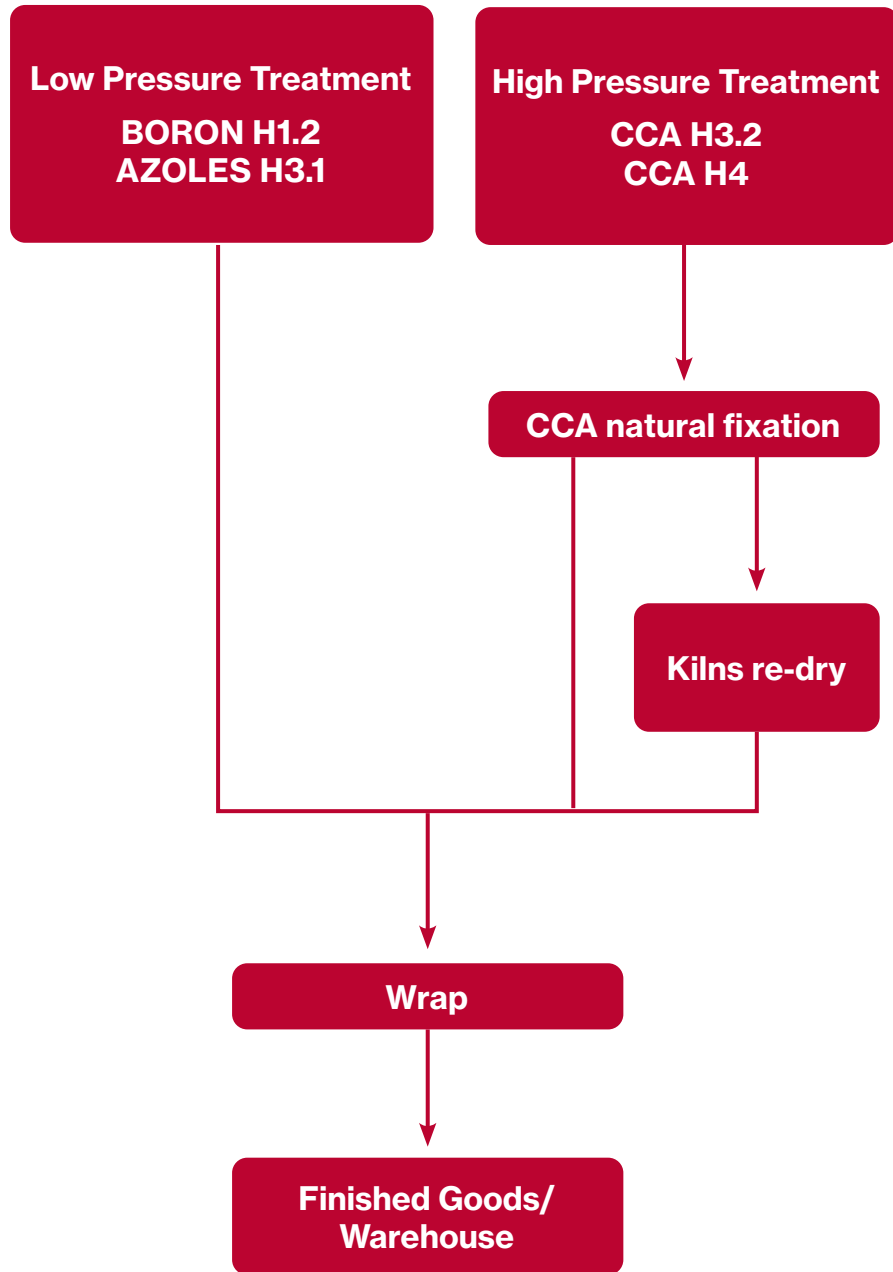
CCA H3.2/H4

Timber protection against the effects of decay and insect attack for external exposure (H3.2) and ground contact (H4).

KEY

WB – Water Borne

CCA – Copper Chrome Arsenate



Treated Timber

Red Stag H1.2 Timber is treated with Boron to prevent both insect damage and decay. Boron treated timber is non-toxic to humans and has many environmental and Health & Safety benefits. Boron has been used as a timber treatment for 60 years and has proven it's effectiveness.

Because it is treated as a soluble salt, the high levels of Boron in Red Stag Timber increase the electrical conductivity of the timber. This causes electrical conductivity meters to read higher than the true MC. This becomes even more apparent using short uninsulated needles or capacitance type meters which measure conductivity at the surface where boron concentration tends to be highest. For accurate measurements insulated probes should be used penetrating one third of the timber thickness, a procedure recommended in NZS1080..

To compensate for the electrical effect of the boron, and to get an accurate measure of the moisture content the following table should be used with Red Stag H1.2 boron treated timber. For example, using insulated probes, if the meter reads 21%, the true MC will be 18% which is acceptable for close-in under the Building Code. If uninsulated probes or a capacitance meter is used, the procedure does not conform to AS/NZS 1080 then a larger correction factor needs to be applied.

Boron Treated Timber exposed to weather

Where boron treated timber is exposed to the weather for periods of less than 3 months, and remains in sound visible condition, it will be fit for purpose in the intended application.

Exposure to sunlight will fade the pink dye quite quickly but the surface dye is not an indicator of treatment level and is not colourfast. Sunlight by itself will not deteriorate the timber or treatment at all.

Frequent wetting and drying of the timber over a prolonged period can be a concern as this may cause some distortion and warping of the frames and trusses which will be visible to the naked eye

When the timber has been exposed to continuously running water for a period exceeding 3 months we would recommend a biscuit of timber from the frames or trusses is taken to an independent laboratory to confirm that the boron levels remain above the minimum requirement

Moisture Content

METER READS	TRUE MC BH1.2	TRUE MC LH3.1	TRUE MC MH3.2
14	13	17	13
15	13	18	14
16	14	19	14
17	15	20	15
18	16	21	16
19	16	22	17
20	17	23	18
21	18	24	19
22	19	25	19
23	20	26	20
24	21	28	21

INFORMATION PROVIDED ABOVE IS BASED ON RESEARCH UNDERTAKEN LOCALLY AND INTERNATIONALLY

Treatment Colour

TREATMENT	ACTIVE CHEMICAL	COLOUR
BH1.2	BORON	Pink
LH3.1	AZOLES	Light Green
MH3.2	CCA	Green
MH4	CCA	Dark Green

Remanufacturing Plant

WOODEYE OPTIMIZER

Uses four cameras to scan each board and identify the best grades

DIMTER OPTICUT SAWS

Use the cut plan from the Woodeye to cut each board into solid MSG8 Studs or clear and knotty 'shook' for finger jointing. (A "Shook" is a short piece of timber ready to be assembled)

SHOOK SORTING

After being cut, each stud or piece of Shook must be sorted and sent to the correct processing area.

DOUBLE END TENONER

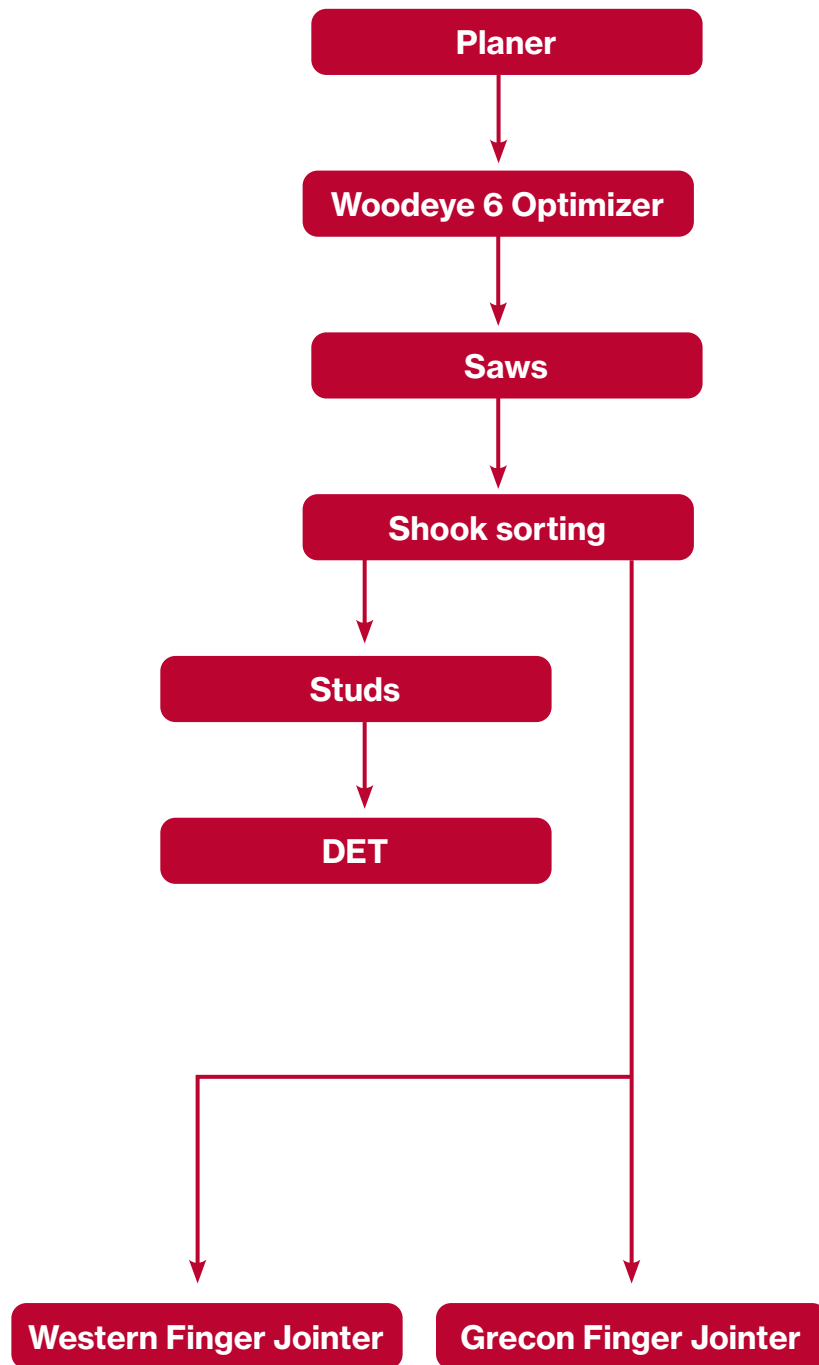
Trims each stud to length and then stamps the grade and stacks it into packets.

WESTERN PNEUMATIC FINGER JOINTER

Uses an edge-to-edge profile for an appearance grade joint that is best for making clear mouldings.

GRECON FINGER JOINTER

Uses a face-to-face profile for an appearance grade joint that is best for making clear mouldings.





Red Stag



Superior Structural Timber



Structural Radiata Products

SG10						
TYPICAL USE	TREATMENTS	CONDITION	SIZE	FINISH SIZE	LENGTH (m)	PIECES
Truss	BH1.2	KD GGD	100 x 50	90 x 45	3.6, 4.2, 4.8, 5.4, 6.0	143
			150 x 50	140 x 45	4.8, 5.4, 6.0	91
			200 x 50	190x45	4.8, 5.4, 6.0	65
SG8						
Frame or Truss	BH1.2, MH3.2	KD GGD	75 x 50	70 x 45	3.6, 4.2, 4.8, 5.4, 6.0	182
			100 x 50	90 x 45		143
			150 x 50	140 x 45		91
			200 x 50	190 x 45		65
			250 x 50	240 x 45	4.2, 4.8, 5.4, 6.0	52
			300 x 50	290 x 45	4.8, 5.4, 6.0	39
			100 x 50	90 x 45	CTL Studs	143
			150 x 40	140 x 35	4.8, 5.4, 6.0	112
SG6						
Frame	BH1.2	KD GGD	75 x 50	70 x 45	4.8, 5.4, 6.0	182
			100 x 50	90 x 45	4.8, 5.4, 6.0, CTL Studs	143

SIZES							
Call Size	75 x 50	100 x 50	150 x 40	150 x 50	200 x 50	250 x 50	300 x 50
IMP Call Size	3 x 2	4 x 2	6 x 1-1/2	6 x 2	8 x 2	10 x 2	12 x 2
GGD Size	70 x 45	90 x 45	140 x 35	140 x 45	190 x 45	240 x 45	290 x 45



Structural Radiata Products

LINEAL/m ³ PER PACKET										
	3.6		4.2		4.8		5.4		6.0	
SIZE	lin	m ³	lin	m ³	lin	m ³	lin	m ³	lin	m ³
75 x 50	655.2	2.457	764.4	2.867	873.6	3.276	982.8	3.686	1092.0	4.095
100 x 50	514.8	2.574	600.6	3.003	686.4	3.432	772.2	3.861	858.0	4.290
150 x 40	403.2	2.419	470.4	2.822	537.6	3.226	604.8	3.629	672.0	4.032
150 x 50	327.6	2.457	382.2	2.867	436.8	3.276	491.4	3.686	546.0	4.095
200 x 50	234.0	2.340	273.0	2.730	312.0	3.120	351.0	3.510	390.0	3.900
250 x 50	187.2	2.340	218.4	2.730	249.6	3.120	280.8	3.510	312.0	3.900
300 x 50	140.4	2.106	163.8	2.457	187.2	2.808	210.6	3.159	234.0	3.510

Structural Douglas Fir Products

DFSG8						
TYPICAL USE	TREATMENTS	CONDITION	SIZE	FINISH SIZE	LENGTH (m)	PIECES
Frame or Truss	BH1.2,	KD GGD	100 x 50	90 x 45	3.6, 4.2, 4.8, 5.4, 6.0	132
			100 x 50	90 x 45	CTL Studs	132
			150 x 50	140 x 45	4.8, 5.4, 6.0	84

LINEAL/m ³ PER PACKET										
	3.6		4.2		4.8		5.4		6.0	
SIZE	lin	m ³	lin	m ³	lin	m ³	lin	m ³	lin	m ³
75x50	604.8	2.268	705.6	2.646	806.4	3.024	907.2	3.400	1008.0	3.780
100x50	475.2	2.376	554.4	2.772	633.6	3.168	712.8	3.564	792.0	3.960



Outdoor Products

MSG8 TW						
TYPICAL USE	TREATMENTS	CONDITION	SIZE	FINISH SIZE	LENGTH (m)	PIECES
Exterior Construction	MH3.2	TW GGD	75 x 50	70 x 45	4.8, 5.4, 6.0	126
			100 x 50	90 x 45		99
			150 x 50	140 x 45	3.6, 4.2, 4.8, 5.4, 6.0	63
			200 x 50	190 x 45	3.6, 4.2, 4.8, 5.4, 6.0	45
			250 x 50	240 x 45	4.8, 5.4, 6.0	36
			300 x 50	290 x 45		27

RAILS						
Fencing	MH3.2	TW RS	75 x 50		4.8, 6.0	104
			100 x 50			80
	MH3.2/MH4		150 x 40			63

No.2 FRAME						
Ground Contact	MH4	TW RS	150 X 40		4.8, 6.0	63
			150 x 50			56
			200 x 50			40

RETAINING TGV						
Retaining Wall	MH4	TW TGV	150 x 50	135 x 42	4.2, 4.8, 5.4, 6.0	63
			200 x 50	185 x 42		45

Outdoor Products

LINEAL/m³ PER PACKET FOR OUTDOOR PRODUCTS

SG8 GGD										
	3.6		4.2		4.8		5.4		6.0	
SIZE	lin	m ³	lin	m ³	lin	m ³	lin	m ³	lin	m ³
75x50	-	-	-	-	604.8	2.268	680.4	2.551	756.0	2.835
100x50	-	-	-	-	475.2	2.376	534.6	2.673	594.0	2.970
150x50	226.8	1.701	264.6	1.986	302.4	2.268	340.2	2.552	378.0	2.835
200x50	162.0	1.620	189.0	1.890	216.0	2.160	243.0	2.430	270.0	2.700
250x50	129.6	1.620	151.2	1.890	172.8	2.160	194.4	2.430	216.0	2.700
300x50	97.2	1.459	113.4	1.703	129.6	1.946	145.8	2.189	162.0	2.432

No.2 FRAME RS				
	4.8		6.0	
SIZE	lin	m ³	lin	m ³
150x50	268.8	2.017	336.0	2.521
200x50	192.0	1.920	240.0	2.400
150x40	302.4	1.814	378.0	2.268

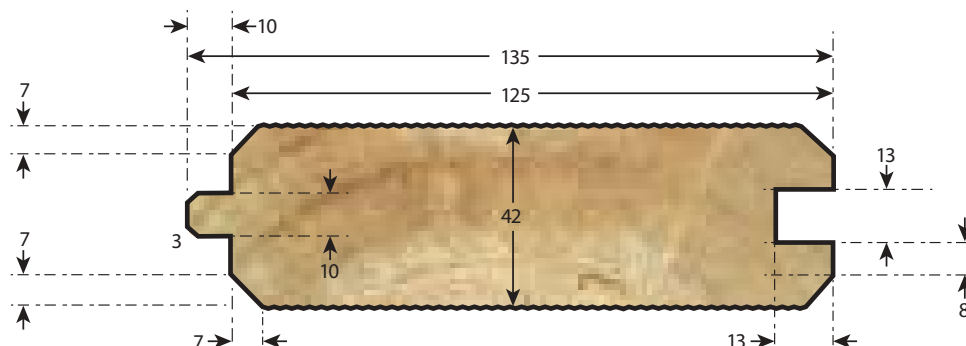
RAILS RS				
	4.8		6.0	
SIZE	lin	m ³	lin	m ³
75x50	499.2	1.872	624.0	2.340
100x50	384.0	1.920	480.0	2.400
150x40	302.4	1.814	378.0	2.268

RETAINING TGV								
	4.2		4.8		5.4		6.0	
SIZE	lin	m ³	lin	m ³	lin	m ³	lin	m ³
150x50	264.6	1.985	302.4	2.268	340.2	2.551	378.0	2.836
200x50	189.0	1.890	216.0	2.160	243.0	2.430	270.0	2.700

Outdoor Products

TYPICAL USE	TREATMENTS	CONDITION	SIZE	FINISH SIZE	LENGTH	PIECES
PREMIUM DECKING						
Decking	MH3.2	TW Smooth, Grip Tread	100x25	90x21	RL	200
	MH3.2		100x40	88x32	RL	130
	MH3.2		150x40	140x32	RL	91
MERCH						
Ground contact	MH4	TW/RS	100x25		4.8,5.4,6.0	120
	MH4	TW/RS	150x25		4.8,5.4,6.0	84
	MH4	TW/RS	200x25		4.8,5.4,6.0	60
REMAN						
Formwork and Boxing	UT	AD/RS	100x25		RL	253
	UT	KD/GGD	100x50	90x45	4.8, 5.4, 6.0	143/165
	UT	KD/GGD	150x50	140x45	4.8, 5.4, 6.0	105
INDUSTRIAL						
Formwork & Boxing	UT	AD/RS	150x25		4.8,5.4,6.0	140
	UT	AD/RS	200x25		4.8,5.4,6.0	100
POSTS AND PALINGS						
Post	MH4	TW/RS	100x100		1.8, 2.1, 2.4, 2.7, 3.0	40
Paling	MH3.2	TW/RS	150x25		1.2, 1.5, 1.8	210


150 x 50 TG & V Profile



Decking Profiles


100x25 STD Grip Tread

Finish size = 88 x 21mm
 11 x 3mm R with Flats.
 4mm pencil rounds




100x40 STD Grip Tread

Finish size = 88 x 32mm
 11 x 3mm R with Flats.
 4mm pencil rounds




100x40 Smooth

Finish size = 88 x 32mm
 4mm pencil rounds




150x40 Grip Tread

Finish size = 140 x 32mm
 20 x 3mm R with Flats.
 4mm pencil rounds

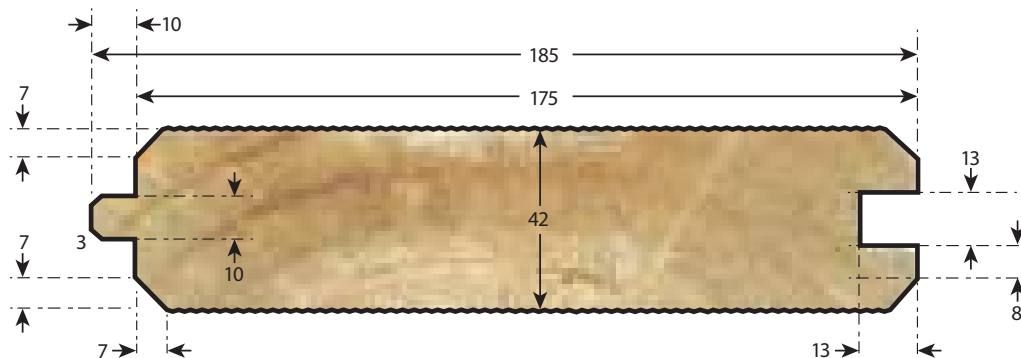


150x40 Smooth

Finish size = 140 x 32mm
 4mm pencil rounds



200 x 50 TG & V Profile



Non-Structural Products

FINGERJOINT STRAPPING						
TYPICAL USE	TREATMENTS	CONDITION	SIZE	FINISH SIZE	LENGTH (m)	PIECES
Fingerjoint Strapping	BH1.2	KD GGD	75 x 40	70 x 35	5.4	224
			150 x 40	140 x 35		112
SOLID STRAPPING						
Solid Strapping	BH1.2	KD GGD	75 x 40	70 x 35	RL	224
			150 x 40	140 x 35		112
FJ CAVITY BATTEN						
Cavity Batten	LH3.1	KD GGD	50 x 25	45 x 20	5.4	552
TILE BATTEN						
Tile Batten	BH1.2	GD RS	50 x 40	50 x 40	5.4/6.0	247
			50 x 50	50 x 50		190

Estimated Weight per Packet KD GGD (Tonne)

	3.6	4.2	4.8	5.4	6.0
75 x 50	1.2	1.4	1.6	1.8	2.0
100 x 50	1.3	1.5	1.7	1.9	2.1
150 x 50	1.2	1.4	1.6	1.8	2.0
200 x 50	1.2	1.4	1.6	1.8	2.0
250 x 50	1.2	1.4	1.6	1.8	2.0
300 x 50	1.0	1.2	1.4	1.6	1.8

Estimated Weight per Packet TW GGD (Tonne)

	3.6	4.2	4.8	5.4	6.0
75 x 50	-	-	2.3	2.6	2.8
100 x 50	-	-	2.4	2.7	3.0
150 x 50	1.7	2.0	2.3	2.6	2.8
200 x 50	1.6	1.9	2.2	2.4	2.7
250 x 50	1.6	1.9	2.2	2.4	2.7
300 x 50	1.4	1.7	1.9	2.2	2.4

Common Abbreviations

Red Stag Timber Abbreviations	Common Industry Terms
-------------------------------	-----------------------

TIMBER SPECIES

RAD	Radiata
DF	Douglas Fir, NZ Oregon

DRYNESS

KD	Kiln Dried
GD	Green Dipped, Unseasoned, Green Sawn
TW	Treated Wet, Wet after treatment
AD	Air Dried

FINISH

GGD	Gauged Dry Size, Planner Gauged, Machine Gauged
RS	Rough Sawn
TGV	Tongue, Groove and 'V'
RH	Rougher Header
SM	Smooth
GP2	GripTread

LENGTHS

RL	Random Length
SL	Select Length
CTL	Cut to Length
PET	Precision End Trim

GRADES

SG10	MSG10
SG8	MSG8, VSG8
SG6	MSG6
STRAPPING	Ceiling Batten, Merch
FJ	Finger-Joint

Conversion Table

SIZE	lin per m ³	m ³ per lin
50 x 25	800.00	0.001250
75 x 25	533.33	0.001875
100 x 25	400.00	0.002500
150 x 25	266.66	0.003750
200 x 25	200.00	0.005000
250 x 25	160.00	0.006250
300 x 25	133.33	0.007500

SIZE	lin per m ³	m ³ per lin
50 x 32	625.00	0.001600
75 x 32	416.67	0.002400
100 x 32	312.50	0.003200
150 x 32	208.33	0.004800
200 x 32	156.25	0.006400
250 x 32	125.00	0.008000
300 x 32	104.17	0.009600

SIZE	lin per m ³	m ³ per lin
50 x 40	500.00	0.002000
75 x 40	333.33	0.003000
100 x 40	250.00	0.004000
150 x 40	166.66	0.006000
200 x 40	125.00	0.008000
250 x 40	100.00	0.010000
300 x 40	83.33	0.012000

SIZE	lin per m ³	m ³ per lin
50 x 50	400.00	0.002500
75 x 50	266.67	0.003750
100 x 50	200.00	0.005000
150 x 50	133.33	0.007500
200 x 50	100.00	0.010000
250 x 50	80.00	0.012500
300 x 50	66.67	0.015000

Caring for the Environment

Environmental Commitment

The Red Stag Group's long-standing vision is to be an industry leader, aiming to achieve the best in everything we do. This focus is applied to our workplace culture, environmental and safety standards, product manufacturing processes and use of technology. Our focus is on a positive contribution to the communities and world we share.

Red Stag Timber has developed an environmental policy that is given equal status to other business objectives.

The company maintains certification for its ISO 14001 Environmental Management System as an active programme for environmental improvement. Initiatives include the sourcing of wood from sustainable forestry which is backed by Forest Stewardship Council (FSC) Certification which is recognised by US, Australian and New Zealand Green Building councils.



**OBJECTIVES OF THE RED STAG
TIMBER ENVIRONMENTAL
PRODUCT DECLARATION:**

Red Stag Timber has developed an Environmental Product Declaration to help to showcase the environmental credentials of their wood products. The EPD also provides life cycle data for calculating the impacts of wood products at a building level. This data may be used by specifiers and developers to calculate and present the environmental impacts of particular construction projects.

The EPD can allow the represented products to qualify for points under green rating tools, such as the Green Star rating tool of the New Zealand Green Building Council (NZGBC).

The Red Stag Timber sawmill site has been in a constant state of improvement since 2003. Modernisation of processes with state of the art systems and equipment offers higher efficiencies and lower impact on the environment. In the early days some timber preservation was carried out off site, incurring transportation costs and carbon impacts. Investment into on-site closed-loop preservation plants has eliminated the need for double handling and produces higher quality products with lower environmental impacts. Additional new boilers at the new Energy Centre generates more energy from burning wood waste. This energy is by means of steam to operate the kilns and a surplus of renewable electricity. The recent addition of a USNR sawmill increases wood production capacity with less wastage and lower power consumption.



ELECTRIC VEHICLES:

Looking to the future Red Stag has gone beyond simply looking at ways to improve environmental performance and have extended to staff and visitors' charging stations for EVs using the on-site electricity. This promotes the use of low cost pollution-free transport as well as giving flexibility to site visitors who may be coming from afar wishing to recharge for their trip home.

Over the longer term we are looking at new ways of protecting kiln dried product without the use of plastic film. Another environment supporting measure that will reduce the volume of plastics that may potentially enter waste and waterways. Until then methods of reducing wastage of plastic wrap and strapping are being investigated and recycling is being encouraged.

Caring for the Environment

FORESTRY AND CONSTRUCTION – DOUBLE THE BENEFIT

Over recent years Red Stag has made significant investment into plantation pine forestry for timber.

The humble pine stands alone as one of the most effective methods of absorbing carbon from the atmosphere, storing it as a tree, and then again in the wooden structure – an offsetting factor mitigating climate change. Additionally, increased ownership of forests provides potential supply chain guarantees to Red Stag Timber production facilities during times of reduced supply from traditional sources. Long term supply contracts are in place with plantation owners that will cater for production commitments made to our customer base for the foreseeable future, but increased ownership adds an element of security to the mix.

The carbon sequestering nature of wood is a major benefit of its use in construction. Trees extract carbon from the atmosphere and store it away for the life-span of the tree. Once harvested the lumber produced continues to store carbon for the entire economic duration of the structure it has become part of. Research has shown, that over and above the many environmental benefits, in living spaces and working areas where wood is an integral component the aesthetic and ambient qualities provide a positive contribution to the wellbeing of the occupants. These inherent characteristics of wood offer contributions to the planet and to human habitation that are unmatched by any other building material.

Red Stag Timber products have a highly positive environmental impact when compared to many alternatives.

QUALITY ACCREDITATIONS:

Red Stag Timber has a stringent internal framework of documented quality processes and procedures. It covers our primary breakdown, drying, gauging, mechanical grading and preservation processes. This quality assurance programme is aimed at ensuring that every piece of structural and/or treated timber leaving the site complies with and exceeds the applicable New Zealand and Australian standards.

RESPONSIBLE OPERATIONS:

Red Stag Timber has become a recognised market leader in terms of product innovation, manufacturing capacity and conservation having received the 2018 EECA award for large Energy User of the Year. Over the past 15 years Red Stag has taken measures to improve the local and greater environment through various conservation and sustainability measures.

BIO-FUEL THERMAL AND ELECTRICAL ENERGY

Red Stag Timber utilises wood waste offcuts and sawdust from sawing and planing as a bio-fuel to generate electricity and provide thermal energy to dry timber. Red Stag Timber is also a net exporter of electricity to the national grid to help power New Zealand's growing energy needs. The

Red Stag Energy Centre produces a total of 50MW of Energy, and up to 7.5MW of Renewable Electricity Generation– or enough to power 20% of the homes in Rotorua.

Utilising its own wood-waste as an energy source ensures that both CO2 emissions and landfill disposal requirements are minimised.

PRESERVATION:

Timber products may undergo a preservation process where environmentally stable chemicals, all of which meet applicable safety guidelines are applied to meet and exceed all applicable treatment standards and to ensure a long and useful life in their intended application. Red Stag Timber was a pioneer in promoting the reintroduction of boron as a safe and effective preservative.

Treated timber products include those treated with Boron, Light Organic Solvent preservatives (LOSP) and Copperchrome-arsenate (CCA). No products declared within our company EPD contain substances exceeding the limits for registration according to the European Chemicals Agency's "Candidate List of Substances of Very High Concern for authorisation".

END OF LIFE

At the end of its useful life, a timber product is removed from the building and may end up recycled, reused, combusted to produce energy, or landfilled. In New Zealand, the most common end-of-life method is landfill, especially for treated products, which have limitations for recycling and incinerating. The landfill scenario and other possible end of life scenarios are described in our EPD document.

ENVIRONMENTAL PRODUCT DECLARATION

To be fully transparent in relation to our impact on the environment Red Stag Timber has commissioned and produced a formal EPD. This document can be provided to our merchant customers in full via hard copy (please request from your Red Stag Timber Account Manager) or can be viewed on the Red Stag Timber website at www.redstagtimber.co.nz

This document measures and documents the impact on the environment in terms of:



Global Warming Potential (GWP)
Carbon footprint | Climate Change



Eutrophication Potential (EP)
Algal Blooms



Ozone Depletion Potential (ODP)
Ozone Hole



Photochemical Ozone Creation Potential (POCP)
Smog



Acidification Potential (AP)
Acid Rain



Abiotic Depletion Potential (ADPE and ADPF)
Resource Consumption



NZS 3604 Frames & Floors

Table 8.2 – Studs in loadbearing walls for all wind zones – SG 8 (see 8.5.1.1)

Wind zone	Loaded dimension* of wall (m)	Stud sizes for maximum length (height) of: (m)									
		2.4			2.7			3.0			
		At maximum stud spacing (mm) of:			At maximum stud spacing (mm) of:			At maximum stud spacing (mm) of:			
		300	400	600	300	400	600	300	400	600	
		(mm x mm)	(mm x mm)	(mm x mm)	(mm x mm)	(mm x mm)	(mm x mm)	(mm x mm)	(mm x mm)	(mm x mm)	
(width x thickness)											
(a) Single or top storey – Light and heavy roof											
Extra high	2.0	–	90 x 45	90 x 70	90 x 45	90 x 70	90 x 90	90 x 70	90 x 70	140 x 45	
	4.0	–	90 x 45	90 x 70	90 x 45	90 x 70	90 x 90	90 x 70	90 x 70	140 x 45	
	6.0	–	90 x 45	90 x 70	90 x 45	90 x 70	90 x 90	90 x 70	90 x 70	140 x 45	
Very high	2.0	–	90 x 45	90 x 70	90 x 35	90 x 70	90 x 70	90 x 45	90 x 70	90 x 90	
	4.0	–	90 x 45	90 x 70	90 x 35	90 x 70	90 x 70	90 x 45	90 x 70	90 x 90	
	6.0	–	90 x 45	90 x 70	90 x 35	90 x 70	90 x 70	90 x 45	90 x 70	90 x 90	
High	2.0	–	90 x 35	90 x 45	90 x 35	90 x 45	90 x 70	90 x 35	90 x 70	90 x 70	
	4.0	–	90 x 35	90 x 45	90 x 35	90 x 45	90 x 70	90 x 35	90 x 70	90 x 70	
	6.0	–	90 x 35	90 x 45	90 x 35	90 x 45	90 x 70	90 x 35	90 x 70	90 x 70	
Medium	2.0	–	90 x 35	90 x 35	90 x 35	90 x 35	90 x 45	90 x 35	90 x 35	90 x 70	
	4.0	–	90 x 35	90 x 35	90 x 35	90 x 35	90 x 45	90 x 35	90 x 35	90 x 70	
	6.0	–	90 x 35	90 x 35	90 x 35	90 x 35	90 x 45	90 x 35	90 x 35	90 x 70	
Low	2.0	–	90 x 35	90 x 35	90 x 35	90 x 35	90 x 35	90 x 35	90 x 35	90 x 45	
	4.0	–	90 x 35	90 x 35	90 x 35	90 x 35	90 x 35	90 x 35	90 x 35	90 x 45	
	6.0	–	90 x 35	90 x 35	90 x 35	90 x 35	90 x 35	90 x 35	90 x 35	90 x 45	
Internal walls for all wind zones	2.0	–	70 x 45	70 x 45	70 x 45	70 x 45	90 x 35	70 x 45	90 x 35	90 x 45	
	4.0	–	70 x 45	70 x 45	70 x 45	70 x 45	90 x 35	70 x 45	90 x 35	90 x 45	
	6.0	–	70 x 45	70 x 45	70 x 45	70 x 45	90 x 35	70 x 45	90 x 35	90 x 45	
			3.6			4.2			4.8		
		At maximum stud spacing (mm) of:			At maximum stud spacing (mm) of:			At maximum stud spacing (mm) of:			
		300	400	600	300	400	600	300	400	600	
	(m)	(mm x mm)	(mm x mm)	(mm x mm)	(mm x mm)	(mm x mm)	(mm x mm)	(mm x mm)	(mm x mm)	(mm x mm)	
(width x thickness)											
Extra high	2.0	140 x 45	140 x 45	140 x 90	140 x 90	140 x 90	190 x 45	140 x 90	190 x 90	190 x 90	
	4.0	140 x 45	140 x 45	140 x 90	140 x 90	140 x 90	190 x 45	140 x 90	190 x 90	190 x 90	
	6.0	140 x 45	140 x 45	140 x 90	140 x 90	140 x 90	190 x 45	140 x 90	190 x 90	190 x 90	
Very high	2.0	140 x 45	140 x 45	140 x 90	140 x 90	140 x 90	190 x 45	140 x 90	190 x 45	190 x 90	
	4.0	140 x 45	140 x 45	140 x 90	140 x 90	140 x 90	190 x 45	140 x 90	190 x 45	190 x 90	
	6.0	140 x 45	140 x 45	140 x 90	140 x 90	140 x 90	190 x 45	140 x 90	190 x 45	190 x 90	
High	2.0	90 x 90	140 x 45	140 x 45	140 x 45	140 x 90	140 x 90	140 x 90	140 x 90	190 x 90	
	4.0	90 x 90	140 x 45	140 x 45	140 x 45	140 x 90	140 x 90	140 x 90	140 x 90	190 x 90	
	6.0	90 x 90	140 x 45	140 x 45	140 x 45	140 x 90	140 x 90	140 x 90	140 x 90	190 x 90	
Medium	2.0	90 x 70	90 x 70	140 x 45	90 x 90	140 x 45	140 x 90	140 x 45	140 x 90	140 x 90	
	4.0	90 x 70	90 x 70	140 x 45	90 x 90	140 x 45	140 x 90	140 x 45	140 x 90	140 x 90	
	6.0	90 x 70	90 x 70	140 x 45	90 x 90	140 x 45	140 x 90	140 x 45	140 x 90	140 x 90	
Low	2.0	90 x 35	90 x 70	90 x 70	90 x 70	90 x 90	140 x 45	140 x 45	140 x 45	140 x 90	
	4.0	90 x 35	90 x 70	90 x 70	90 x 70	90 x 90	140 x 45	140 x 45	140 x 45	140 x 90	
	6.0	90 x 35	90 x 70	90 x 70	90 x 70	90 x 90	140 x 45	140 x 45	140 x 45	140 x 90	
Internal walls for all wind zones	2.0	90 x 35	90 x 70	90 x 70	90 x 70	90 x 90	140 x 45	140 x 45	140 x 45	140 x 90	
	4.0	90 x 35	90 x 70	90 x 70	90 x 70	90 x 90	140 x 45	140 x 45	140 x 45	140 x 90	
	6.0	90 x 35	90 x 70	90 x 70	90 x 70	90 x 90	140 x 45	140 x 45	140 x 45	140 x 90	

* For definition of loaded dimension see 1.3.

NOTE –

- Determine the loaded dimension of the wall at floor level and the loaded dimension of the wall above at roof level and use the greater value in this table.
- 140 x 45 may be substituted for 90 x 90. 90 x 35 may be substituted for 70 x 45.
- Studs 70 mm and 90 mm thick may be replaced with studs of 35 mm and 45 mm thickness respectively, provided they are placed at no more than one half the spacing required for the 70 mm and 90 mm stud they are replacing.
- Studs 70 mm and 90 mm thick may be substituted with built-up members sized in accordance with 8.5.1.2 and nailed together in accordance with 2.4.4.7.

21ST CENTURY SAWMILLING

FOREST

RESOURCE MANAGEMENT



Only the very best structural logs are sourced.

SAWMILL

SPECIALIST EQUIPMENT



Smart Cutting extracts only the best part of the log to make your structural timber.

BUILDER

END USER SATISFACTION



Confidence for the Builder:

higher margins, quicker construction, better results.

SUPERIOR STRUCTURAL TIMBER

KILNS

UTILISING TECHNOLOGY



Advanced Drying technology is gentler on timber, providing better stability and accurate moisture levels.

PRESERVATION

LONG TERM BENEFITS



Intelligent preservation ensures maximum durability and correct moisture content.

PLANER MILL

PRECISE PROCESSES



Accurately gauged and precision tested for correct stiffness, strength and size.

THE ONLY 21ST CENTURY SAWMILL IN NEW ZEALAND
STRAIGHTER, STRONGER, STRESS FREE



NZS 3604 Frames & Floors

Table 8.2 – Studs in loadbearing walls for all wind zones – SG 8 (continued) (see 8.5.1.1)

Wind zone	Loaded dimension* of wall (m)	Stud sizes for maximum length (height) of: (m)									
		2.4			2.7			3.0			
		At maximum stud spacing (mm) of:			At maximum stud spacing (mm) of:			At maximum stud spacing (mm) of:			
		300	400	600	300	400	600	300	400	600	
(mm x mm)			(mm x mm)			(mm x mm)			(mm x mm)		
(width x thickness)											
(b) Lower of two storeys or subfloor beneath one storey											
Extra high	2.0	-	90 x 45	90 x 70	90 x 45	90 x 70	90 x 90	90 x 70	90 x 90	140 x 45	
	4.0	-	90 x 45	90 x 70	90 x 45	90 x 70	90 x 90	90 x 70	90 x 90	140 x 45	
	6.0	-	90 x 70	90 x 70	90 x 45	90 x 70	90 x 90	90 x 70	90 x 90	140 x 45	
Very high	2.0	-	90 x 45	90 x 70	90 x 35	90 x 70	90 x 70	90 x 45	90 x 70	90 x 90	
	4.0	-	90 x 45	90 x 70	90 x 45	90 x 70	90 x 90	90 x 45	90 x 70	90 x 90	
	6.0	-	90 x 45	90 x 70	90 x 45	90 x 70	90 x 90	90 x 45	90 x 70	90 x 90	
High	2.0	-	90 x 35	90 x 45	90 x 35	90 x 45	90 x 70	90 x 35	90 x 70	90 x 70	
	4.0	-	90 x 35	90 x 70	90 x 35	90 x 45	90 x 70	90 x 45	90 x 70	90 x 90	
	6.0	-	90 x 35	90 x 70	90 x 35	90 x 45	90 x 70	90 x 45	90 x 70	90 x 90	
Medium	2.0	-	90 x 35	90 x 35	90 x 35	90 x 35	90 x 45	90 x 35	90 x 35	90 x 70	
	4.0	-	90 x 35	90 x 35	90 x 35	90 x 35	90 x 45	90 x 35	90 x 45	90 x 70	
	6.0	-	90 x 35	90 x 45	90 x 35	90 x 35	90 x 70	90 x 35	90 x 45	90 x 70	
Low	2.0	-	90 x 35	90 x 35	90 x 35	90 x 35	90 x 35	90 x 35	90 x 35	90 x 45	
	4.0	-	90 x 35	90 x 35	90 x 35	90 x 35	90 x 45	90 x 35	90 x 35	90 x 45	
	6.0	-	90 x 35	90 x 35	90 x 35	90 x 35	90 x 45	90 x 35	90 x 35	90 x 70	
Internal walls for all wind zones	2.0	-	70 x 45	90 x 35	70 x 45	70 x 45	90 x 35	70 x 45	90 x 35	90 x 45	
	4.0	-	70 x 45	90 x 35	70 x 45	70 x 45	90 x 45	70 x 45	90 x 35	90 x 45	
	6.0	-	70 x 45	90 x 35	70 x 45	90 x 35	90 x 45	70 x 45	90 x 35	90 x 70	

* For definition of loaded dimension see 1.3.

NOTE –

- Determine the loaded dimension of the wall at floor level and the loaded dimension of the wall above at roof level and use the greater value in this table.
- 140 x 45 may be substituted for 90 x 90. 90 x 35 may be substituted for 70 x 45.
- Studs 70 mm and 90 mm thick may be replaced with studs of 35 mm and 45 mm thickness respectively, provided they are placed at no more than one half the spacing required for the 70 mm and 90 mm stud they are replacing.
- Studs 70 mm and 90 mm thick may be substituted with built-up members sized in accordance with 8.5.1.2 and nailed together in accordance with 2.4.4.7.

Upskill your team

**Latest
Timber Training
Course
delivered by
Red Stag
Timber:**

FOREST / LOGYARD /
SAWMILL



DRYING / MOISTURE
CONTENT



GAUGING & GRADING



TIMBER PRESERVATION



STANDARDS



Contact your Red Stag Account Manager
to ask about our new web-based Training Hub



NZS 3604 Frames & Floors

Table 8.2 – Studs in loadbearing walls for all wind zones – SG 8 (continued) (see 8.5.1.1)

Wind zone	Loaded dimension* of wall (m)	Stud sizes for maximum length (height) of: (m)								
		2.4			2.7			3.0		
		At maximum stud spacing (mm) of:			At maximum stud spacing (mm) of:			At maximum stud spacing (mm) of:		
		300	400	600	300	400	600	300	400	600
		(mm x mm)	(mm x mm)	(mm x mm)	(mm x mm)	(mm x mm)	(mm x mm)	(mm x mm)	(mm x mm)	(mm x mm)
		(width x thickness)								
(c) Subfloor beneath two storeys										
Extra high	2.0	90 x 45	90 x 70	90 x 70	90 x 45	90 x 70	90 x 90	90 x 70	90 x 70	140 x 45
	4.0	90 x 45	90 x 70	90 x 70	90 x 45	90 x 70	90 x 90	90 x 70	90 x 90	140 x 45
	6.0	90 x 45	90 x 70	90 x 90	90 x 45	90 x 70	90 x 90	90 x 70	90 x 90	140 x 45
Very high	2.0	90 x 35	90 x 45	90 x 70	90 x 45	90 x 70	90 x 90	90 x 45	90 x 70	90 x 90
	4.0	90 x 35	90 x 45	90 x 70	90 x 45	90 x 70	90 x 90	90 x 70	90 x 70	140 x 45
	6.0	90 x 35	90 x 45	90 x 70	90 x 45	90 x 70	90 x 90	90 x 70	90 x 70	140 x 45
High	2.0	90 x 35	90 x 35	90 x 70	90 x 35	90 x 45	90 x 70	90 x 45	90 x 70	90 x 90
	4.0	90 x 35	90 x 35	90 x 70	90 x 35	90 x 45	90 x 70	90 x 45	90 x 70	90 x 90
	6.0	90 x 35	90 x 35	90 x 70	90 x 35	90 x 45	90 x 70	90 x 45	90 x 70	90 x 90
Medium	2.0	90 x 35	90 x 35	90 x 45	90 x 35	90 x 35	90 x 70	90 x 35	90 x 45	90 x 70
	4.0	90 x 35	90 x 35	90 x 45	90 x 35	90 x 35	90 x 70	90 x 35	90 x 45	90 x 70
	6.0	90 x 35	90 x 35	90 x 45	90 x 35	90 x 35	90 x 70	90 x 35	90 x 45	90 x 70
Low	2.0	90 x 35	90 x 35	90 x 35	90 x 35	90 x 35	90 x 45	90 x 35	90 x 35	90 x 70
	4.0	90 x 35	90 x 35	90 x 35	90 x 35	90 x 35	90 x 45	90 x 35	90 x 35	90 x 70
	6.0	90 x 35	90 x 35	90 x 35	90 x 35	90 x 35	90 x 45	90 x 35	90 x 35	90 x 70
Internal walls for all wind zones	2.0	70 x 45	70 x 45	90 x 35	70 x 45	70 x 45	90 x 45	70 x 45	90 x 35	90 x 70
	4.0	70 x 45	70 x 45	90 x 35	70 x 45	90 x 35	90 x 45	70 x 45	90 x 35	90 x 70
	6.0	70 x 45	70 x 45	90 x 35	70 x 45	90 x 35	90 x 45	90 x 35	90 x 35	90 x 70

* For definition of loaded dimension see 1.3.

NOTE –

- Determine the loaded dimension of the wall at floor level and the loaded dimension of the wall above at roof level and use the greater value in this table.
- 140 x 45 may be substituted for 90 x 90, 90 x 35 may be substituted for 70 x 45.
- Studs 70 mm and 90 mm thick may be replaced with studs of 35 mm and 45 mm thickness respectively, provided they are placed at no more than one half the spacing required for the 70 mm and 90 mm stud they are replacing.
- Studs 70 mm and 90 mm thick may be substituted with built-up members sized in accordance with 8.5.1.2 and nailed together in accordance with 2.4.4.7.

NZS 3604 Frames & Floors

Table 7.1 – Floor joists – SG 8 up to 2 kPa floor loads (see 7.1.1.1)

(a) 1.5 kPa floor load SG 8 (dry in service)			
Floor joist size	Maximum span* of joists at a maximum spacing (mm) of:		
	400	450	600
(mm x mm)	(m)	(m)	(m)
90 x 45	1.45	1.40	1.25
140 x 35	2.10	2.00	1.80
140 x 45	2.70	2.60	2.00
190 x 45	3.55	3.45	3.15
240 x 45	4.40	4.30	3.90
290 x 45	5.20	5.05	4.60
(b) 2 kPa floor load SG 8 and SG 8 (Wet) (wet in service)			
Floor joist size	Maximum span* of joists at a maximum spacing (mm) of:		
	400	450	600
(mm x mm)	(m)	(m)	(m)
90 x 45	1.60	1.50	1.30
140 x 35	2.20	2.05	1.80
140 x 45	2.50	2.35	2.05
190 x 45	3.40	3.20	2.75
240 x 45	4.30	4.05	3.50
290 x 45	5.20	4.90	4.25

* Spans may be increased by 10 % for joists continuous over 2 or more spans.

© COPYRIGHT STANDARDS NEW ZEALAND 2011.

Table 8.3 – No. 2 Framing in internal and non-loadbearing walls (see 8.5.1.1)

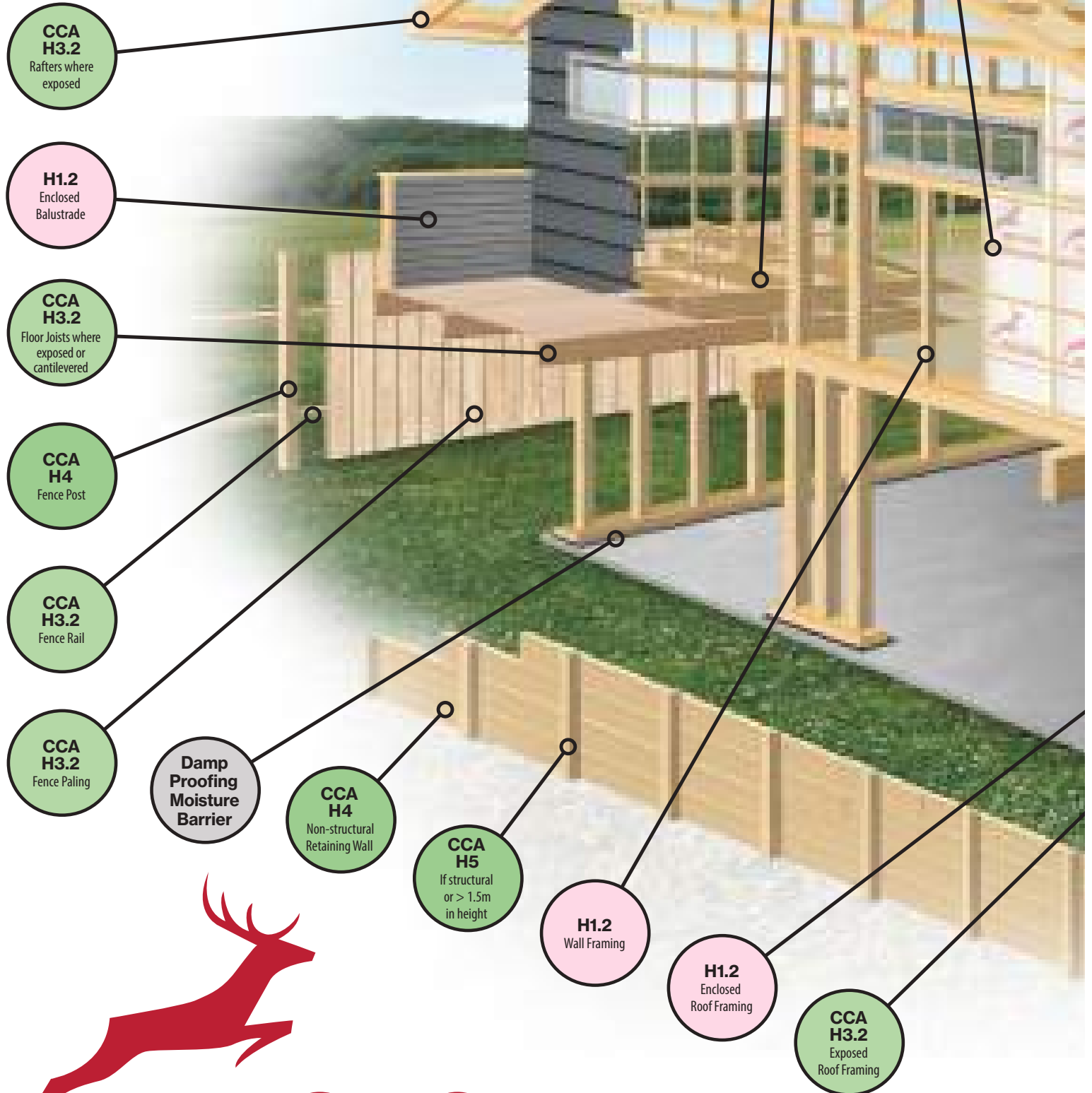
	Maximum length (height) of stud	Minimum stud size for maximum spacing of studs (mm) of:		
		400	450	600
	(m)	(mm x mm)	(mm x mm)	(mm x mm)
Internal non-loadbearing walls in all wind zones	2.4	70 x 45	70 x 45	90 x 35
	2.7	90 x 35	90 x 35	90 x 45
	3.0	90 x 35	90 x 35	90 x 45

© COPYRIGHT STANDARDS NEW ZEALAND 2011.
 CONTENT FROM NZS 3604:2011 *TIMBER-FRAMED BUILDINGS* HAS BEEN REPRODUCED WITH PERMISSION FROM STANDARDS NEW ZEALAND
 UNDER COPYRIGHT LICENCE 000889

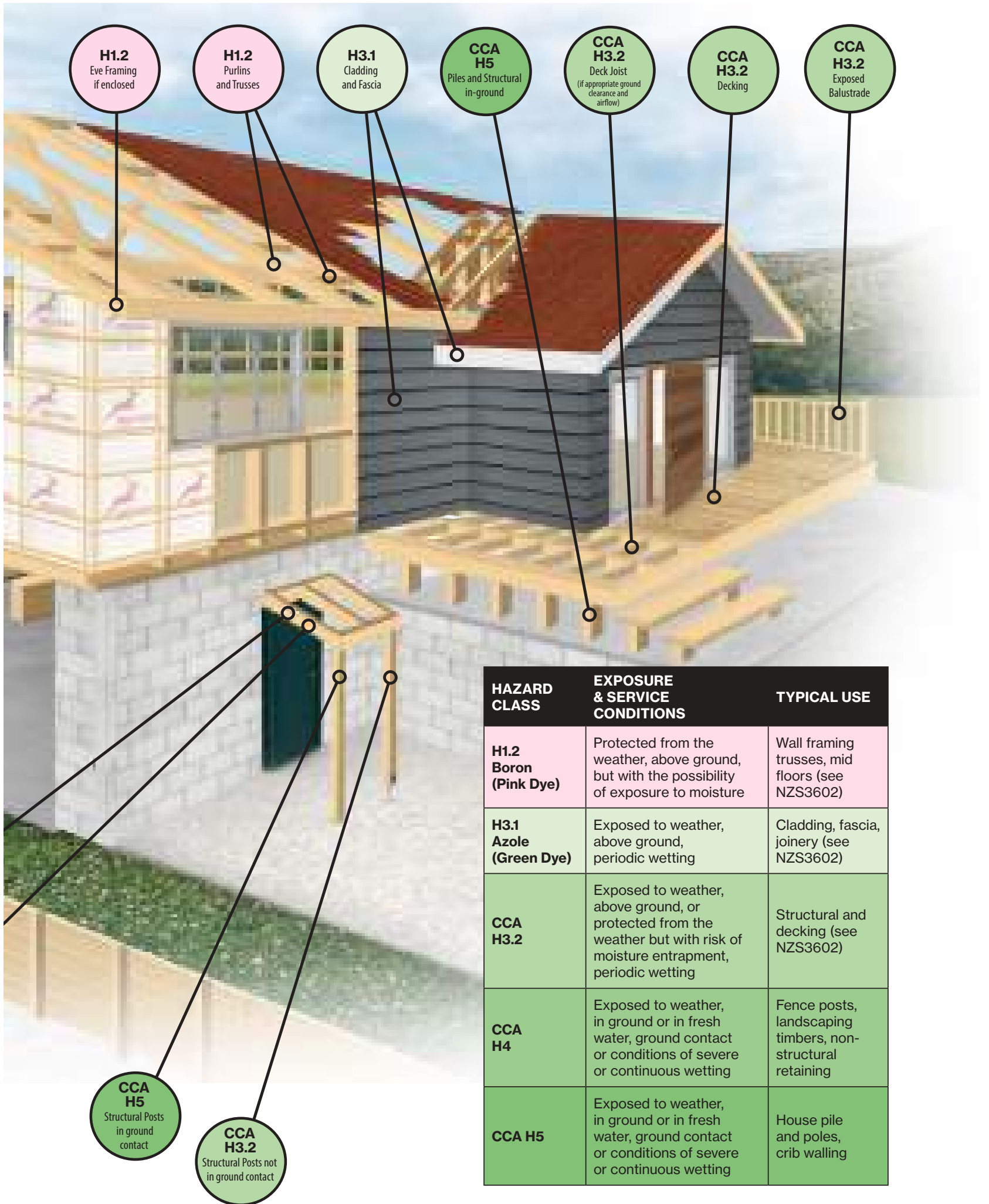


TIMBER TREATMENT

FRAMING GUIDE



RED STAG®
TIMBER



HAZARD CLASS	EXPOSURE & SERVICE CONDITIONS	TYPICAL USE
H1.2 Boron (Pink Dye)	Protected from the weather, above ground, but with the possibility of exposure to moisture	Wall framing trusses, mid floors (see NZS3602)
H3.1 Azole (Green Dye)	Exposed to weather, above ground, periodic wetting	Cladding, fascia, joinery (see NZS3602)
CCA H3.2	Exposed to weather, above ground, or protected from the weather but with risk of moisture entrapment, periodic wetting	Structural and decking (see NZS3602)
CCA H4	Exposed to weather, in ground or in fresh water, ground contact or conditions of severe or continuous wetting	Fence posts, landscaping timbers, non-structural retaining
CCA H5	Exposed to weather, in ground or in fresh water, ground contact or conditions of severe or continuous wetting	House pile and poles, crib walling

January 2024

PRODUCER STATEMENT FOR STRUCTURAL GRADE (SG) TIMBER

Grade and Treatment Identification



Mechanically stress graded SG timber intended for interior construction will have the grade and treatment identification at 1200mm centres along the board. Visually stress graded SG8 intended for exterior construction will have one grade and treatment identification at the end of the board.

Grading

Red Stag Timber produces SG10, SG8 and SG6 structural timber that complies with the design requirements of NZS3604:2011 Timber Framed Buildings. The engineering properties are contained in NZS3603:1993 A4 and are verified by the process specified in NZS3622:2004 A1.

Each board is labelled with a grade stamp in black ink showing:

- The Timber Grade: SG10, SG8, or SG6
- The Manufacturing Standard: AS/NZS1748:2011 for Machine Stress Graded timber or NZS3631:1988 for Visually Stress Graded timber
- The Qualified Grading Auditor: Grade Right
- The Producing Company: Red Stag Timber

Any structural timber displaying these marks complies with the above mentioned standards in terms of stiffness, strength, knot-size, permissible distortion and other allowable characteristics.

Treatment

Red Stag Timber produces H1.2 and H3.2 treated structural timber that complies with the requirements of NZS3640:2003 A5 Chemical Preservation of Round and Sawn Timber.

Each board is labelled with a treatment stamp in black ink showing:

- The Treatment Plant Number: 888 is Red Stag Timber
- The Treatment Chemical: 1 is CCA, 11 is Boron.
- The Hazard Class: H1.2 or H3.2
- The Qualified Treatment Auditor: Independent Verification Services
- The Producing Company: Red Stag Timber

Any structural timber displaying these marks complies with the above mentioned standard in terms of retention, penetration and formulation requirements.

Moisture Content

Red Stag Timber produces kiln dried structural timber that has a moisture content of between 10% and 14% at the time of drying. As with all timber, it will absorb or release moisture as it adapts to the local equilibrium moisture content. Red Stag Timber recommends that all kiln dried timber is kept dry until the building is fully enclosed.

Sizing

Red Stag Timber produces SG10, SG8, and SG6 structural timber that complies with the requirements of the Wood Producers' Association Structural Timber Quality Scheme. This sets a tolerance of +/- 1mm from the timber design size at time of manufacture. The timber design size is printed on the side of the board. The absorption or release of moisture will affect sizing.



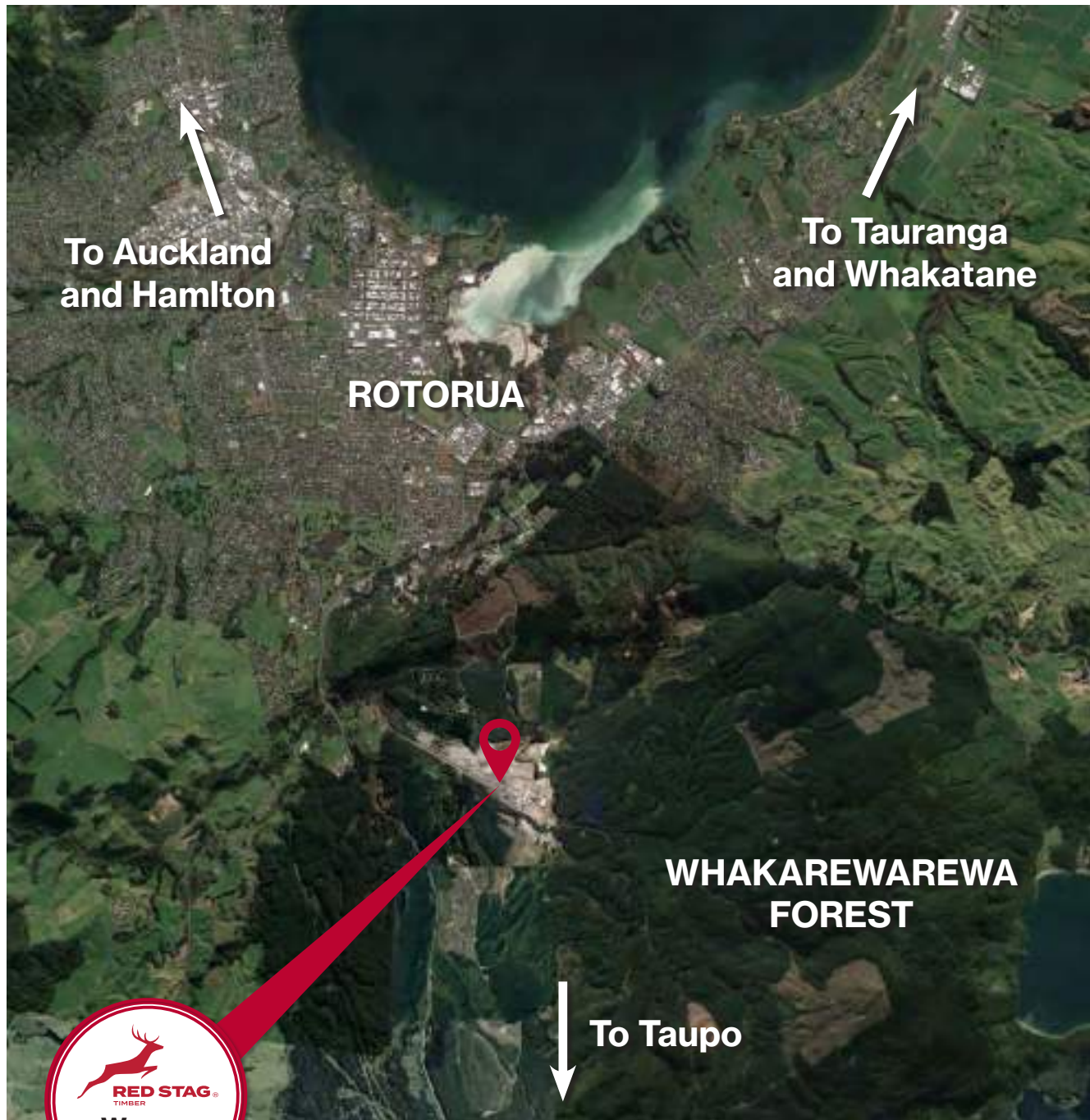
Shane Batchelor
SALES & MARKETING MANAGER
Red Stag Timber Limited

January 2024
(From Red Stag Timber's 2024 Diary)

How to find us



Scan this QR Code to get directions
or search 'Red Stag Timber' in Google Maps



Waipa State Mill Road | PO Box 1748, Rotorua, 3040

Phone: 07 349 5800 | Fax: 07 348 0117

0800 REDSTAG (0800 733 7824)

www.redstagtimber.co.nz